


# The Book of




How to Study a Book of the Bible

## How to Study a Book of the Bible

Consider the list of New Testament books below. The number of chapters in the book is in parentheses. Choose which book you would like to study and use the forms on the following pages to do so. Spend one week on the Survey of the book, one week on each chapter and one week on the Summary. (e.g. James would take seven weeks to study.) Write in the name of the book you choose on the front cover in the box below the Bible picture.

	Theme
<input type="checkbox"/> James (5)	Working Faith
<input type="checkbox"/> Galatians (6)	Grace or Law
<input type="checkbox"/> Ephesians (6)	Believer's Identity
<input type="checkbox"/> Philippians (4)	Joy in Difficulty
<input type="checkbox"/> Colossians (4)	Greatness of Christ
<input type="checkbox"/> I Thessalonians (5)	Growing in Christ
<input type="checkbox"/> I John (5)	True Fellowship
<input type="checkbox"/> I Peter (5)	Hope in Suffering
<input type="checkbox"/> II Timothy (4)	Leadership



# H o w   t o   d o   a   B o o k   S u r v e y


1. Read the book as many times as you can.
  - A. Read it in different versions.
  - B. Do this in at least 3 different settings.
  - C. Go through the same book in Quiet Time.
2. List the major themes and highlights of the book.
  - A. Look for key words and phrases.
3. Make a loose tentative outline.
  - A. Look for major divisions in the book- also transitions on words.
  - B. Choose a title that is unique to the book.
4. Summarize the historical background of the book:
  - A. Sources to use:
    - Bible Handbook
    - Study Bible
    - Bible Dictionary
    - Commentaries
    - Concordance
  - B. Information to include:
    - To whom was it written
    - By whom was it written (Do life investigation.)
    - When was it written
    - Why was it written
5. Make a chart to summarize what you have discovered in your survey. Make it on one sheet of paper. Use the chart on the following page or design your own. The value of such a chart is that it enables you to picture visually the contents and divisions of a book.
6. Read the book again.
7. Make an application. Consult the application page in this handout for help on making applications.

## OPTIONAL

8. Write a paragraph answering this question: "What is the importance of this book to Christian knowledge, life and service?"
9. Look up key people in the book in a concordance and/or Bible dictionary.
10. Look up key cities. (Use a Bible atlas or a Bible dictionary.)

# Book Survey


[illegible]



## How to do a Chapter Analysis

You can use the charts on the following pages or your own paper to record your insights on the chapter analysis.

1. Pray.
2. Read through the passage several times—until you are familiar with its flow. You may want to read it in more than one translation.
3. Write out a chapter summary. You may choose to summarize it in one or more of the following three ways.
  - Title and outline the passage, integrating the theme of the passage into your outline. Pick a verse or verses from the chapter that best summarizes the passage.
4. List your observations.
  - List every observation you can possibly make from the passage. (You may want to categorize your observations into categories you can identify.)
  - Listed here in brief form are 26 items you could look for in your observation of the passage.
    - a. Ask the six vital observation questions: What? Who? Where? When? Why? and How?
    - b. Look for key words.
    - c. Look for repeated words and phrases.
    - d. Look for questions being asked.
    - e. Look for answers being given.
    - f. Look for commands.
    - g. Look for warnings.
    - h. Look for comparisons—things that are alike.
    - i. Look for contrasts—things that are different.
    - j. Look for illustrations.
    - k. Look for causes and effects and reasons for doing things.
    - l. Look for promises and their conditions for fulfillment.
    - m. Look for lists of things.
    - n. Look for results.
    - o. Look for advice, admonitions, and attitudes.
    - p. Look for the tone of the passage—emotional atmosphere.
    - q. Look for explanations.
    - r. Look for Old Testament quotes in the New Testament.
    - s. Look for the paradoxes.
    - t. Look for exaggeration.
    - u. Look at the grammatical construction of the sentences.
    - v. Look at the use of current events of the times.
    - w. Look for connectives (and, or, but, therefore etc.)
    - x. Look for the force of the verbs
    - y. Look for words and phrases to reveal feelings.
    - z. Look for anything unusual or unexpected.



## H o w   t o   d o   a   C h a p t e r   A n a l y s i s

### 5. Ask Interpretative Questions.

- a. Usually, interpretative questions include asking what or why. Some examples of these are:
  - Why did the writer say this?
  - What is the meaning of \_\_\_\_\_?
  - What is the significance of \_\_\_\_\_?
  - What is the implication of \_\_\_\_\_?
  - Why is this important?
- b. Find the right meaning of the text.
  - Check the context.

Who is speaking? Who is being spoken to? When is it being spoken? Where is it being spoken? What is the occasion or circumstance? What is the main subject of the message? Is the aim of what is being said revealed?
  - Define the words and phrases used.
  - Study the grammar and structure of the sentences.
  - Compare several translations of the text with each other.
  - Study the background of the text
  - Compare your text with other passages of Scripture.
  - Consult a commentary as a last resort.

### 6. Correlate the Chapter with Other Scriptures. You can find cross-references in a study Bible, a reference Bible, or by looking up similar words in a concordance.

- First look for cross-references within the same book you are studying. This is internal correlation.
- Second, compare statements in the writings of the same author. This is external correlation.
- Then, compare with other books in the same testament.
- Finally, compare references in all of Scripture.

### 7. Write out some possible applications from the chapter especially from the verses that you studied in depth.

### 8. Write out one application that you will make from this passage.

Include these elements:

Principle: What is the truth of God's word? Write down the verse reference.

Problem- In what ways have you not lived according to God's truth?

Plan- What will you do to live according to God's truth?

Make your plan: Personal (specific), Practical (measurable) and Possible (attainable).

Proof- What evidence is there that I have applied this truth? Who will keep you accountable on this?

Chapter Analysis

Chapter Analysis	Chapter:		Chapter Title:	
	Key Verse (write out):			
Outline				
Verses				
Passage Analysis	Observation	Interpretative Questions/Answers	Correlation (cross references)	Possible Applications

Application

1. Principle- What is the truth of God's Word?	3. Plan- What will I do to live according to God's truth?
2. Problem- In what ways have I not lived according to God's truth?	4. Proof- What evidence is there that I have applied this truth? Who will keep me accountable to this?

Chapter Analysis

Chapter Analysis	Chapter:		Chapter Title:	
	Key Verse (write out):			
Outline				
Verses				
Passage Analysis	Observation	Interpretative Questions/Answers	Correlation (cross references)	Possible Applications

Application

1. Principle- What is the truth of God's Word?	3. Plan- What will I do to live according to God's truth?
2. Problem- In what ways have I not lived according to God's truth?	4. Proof- What evidence is there that I have applied this truth? Who will keep me accountable to this?

Chapter Analysis

Chapter Analysis	Chapter:		Chapter Title:	
	Key Verse (write out):			
Outline				
Verses				
Passage Analysis	Observation	Interpretative Questions/Answers	Correlation (cross references)	Possible Applications

Application

1. Principle- What is the truth of God's Word?	3. Plan- What will I do to live according to God's truth?
2. Problem- In what ways have I not lived according to God's truth?	4. Proof- What evidence is there that I have applied this truth? Who will keep me accountable to this?

Chapter Analysis

Chapter Analysis	Chapter:		Chapter Title:	
	Key Verse (write out):			
Outline				
Verses				
Passage Analysis	Observation	Interpretative Questions/Answers	Correlation (cross references)	Possible Applications

Application

1. Principle- What is the truth of God's Word?	3. Plan- What will I do to live according to God's truth?
2. Problem- In what ways have I not lived according to God's truth?	4. Proof- What evidence is there that I have applied this truth? Who will keep me accountable to this?

Chapter Analysis

Chapter Analysis	Chapter:		Chapter Title:	
	Key Verse (write out):			
Outline				
Verses				
Passage Analysis	Observation	Interpretative Questions/Answers	Correlation (cross references)	Possible Applications

Application

1. Principle- What is the truth of God's Word?	3. Plan- What will I do to live according to God's truth?
2. Problem- In what ways have I not lived according to God's truth?	4. Proof- What evidence is there that I have applied this truth? Who will keep me accountable to this?

Chapter Analysis

Chapter Analysis	Chapter:		Chapter Title:	
	Key Verse (write out):			
Outline				
Verses				
Passage Analysis	Observation	Interpretative Questions/Answers	Correlation (cross references)	Possible Applications

Application


1. Principle- What is the truth of God's Word?	3. Plan- What will I do to live according to God's truth?
2. Problem- In what ways have I not lived according to God's truth?	4. Proof- What evidence is there that I have applied this truth? Who will keep me accountable to this?

Chapter Analysis

Chapter Analysis	Chapter:		Chapter Title:	
	Key Verse (write out):			
Outline				
Verses				
Passage Analysis	Observation	Interpretative Questions/Answers	Correlation (cross references)	Possible Applications

Application

1. Principle- What is the truth of God's Word?	3. Plan- What will I do to live according to God's truth?
2. Problem- In what ways have I not lived according to God's truth?	4. Proof- What evidence is there that I have applied this truth? Who will keep me accountable to this?



## H o w   t o   d o   a   B o o k   S u m m a r y

You can use the chart on the following page or your own paper to record your insights on the book summary.

1. Review your Book Survey.
2. Reread the book one to three times.
3. List chapter titles and key verse for book. Revise if necessary.
4. Write out what you believe to be the theme of the book and its significance for today.
5. Outline or summarize the book using your chapter outline as a guide. Do not necessarily limit yourself to chapter divisions.  
A good outline has 2-4 main divisions.
6. List your applications.
7. Reread the book, comparing your chapter titles and your outline.
8. Consider your book title. Have you chosen one that uniquely describes the book you have studied?
9. List major lessons and challenges from the book.

### OPTIONAL

10. Memorize book title, chapter titles, and key verse(s).
11. Mark sections that would be especially helpful in teaching or helping someone else. You can make a diagram, an outline, or an illustration to help communicate the truth of these key passages.
12. Collect all your studies, summary and survey in a notebook or file for future reference.

# B o o k S u m m a r y

Summary	Book Title:	Author of Book:	Key Verse:
	Theme of Book:		Significance of Book:
Titles			
Chapters			
Key Verses			
Book Outline and/or Summary			
Applications			
Major Lessons and Challenges			
Key Sections for Teaching			

# Bible Study Methods

## Observation

### What does it say?

Look closely at the verse you are studying. Answer some or all of these questions. Who are the people involved? What happened? Where does this take place? When did it take place? How are things accomplished? Are there any key words in the passage? What images (pictures) are in the passage?

## Interpretation

### What does it mean?

- Write out questions about what you don't understand in the passage.
- What do you think this passage meant to the original audience that received it?
- Are there any words you need to better understand?

## Application

### What does it mean to me?

- The following questions may help you apply this passage to your life.  
The **SPECK** method-
  1. Is there a **SIN** for me to avoid?
  2. Is there a **PROMISE** for me to claim?
  3. Is there an **EXAMPLE** for me to follow? or not follow?
  4. Is there a **COMMAND** for me to obey?
  5. Is there any other **KNOWLEDGE** I should pursue?

## Illustration

### How do I pass it on?

- Draw a picture or diagram to illustrate what you have discovered from this passage.

#### PSALM 1

1 Blessed is the man who does not walk in the counsel of the wicked or stand in the way of sinners or sit in the seat of mockers.

2 But his delight is in the law of the LORD, and on his law he meditates day and night.

3 He is like a tree planted by streams of water, which yields its fruit in season and whose leaf does not wither. Whatever he does prospers.

4 Not so the wicked! They are like chaff that the wind blows away.

5 Therefore the wicked will not stand in the judgment, nor sinners in the assembly of the righteous.

6 For the LORD watches over the way of the righteous, but the way of the wicked will perish.



## How to do ABC Bible Study

You can use the charts on the following pages or your own paper to record your ABC study.

### A- A title

Jot down two or three titles that come to mind as you study, then select the best one or make a composite of them. The title should give the summary of the chapter in the form of a heading.

### B- Basic Passage

Choose the verse or group of verses (no more than three) which includes the central meaning or is the key to the contents of the passage. This passage should connect with the title.

### C- Challenge

As you study the passage ask God to challenge your heart in a personal way from a particular portion of the chapter. As God reveals this to you write out in your own words the corresponding verse(s) from which you are taking your challenge. Then write out how the challenge applies to you and state what you plan to do about it. Make your applications specific (What exactly do I need to do?), measurable (How will I know when I have applied this to my life?), and attainable (Can I finish it this week?).

Examples:      Bad: I need to be more loving.  
                    Good: I will show love to my roommate by making his bed all week.

### Types of Application:

S- Is there a **sin** I need to avoid, confess or make right?

P- Is there a **promise** God makes in this passage that I can ask Him to do for me?

E- What **examples** are there to follow? Not to follow? Why?

C- Are there any **commands** I need to obey?

K- Is there any **knowledge** I received about God or found out I need to research?

### D- Difficulties

Write down the number of the verse or verses that raise any questions in your mind as you study the passage. Then write out what specific question(s) you have about the verse. If time permits research the answer(s) to some of these questions.

### E- Essence

Write out a summary or brief condensation of the passage. Summarize all parts of the passage equally not giving too much space to one part. One way to do this is to write one sentence in a rough draft for each successive thought in the passage, using your own words instead of the words of the text. Then condense your summary into fewer words, combining your sentences and making them shorter. You should average two to eight words per verse.

# ABC Bible Study

Date: \_\_\_\_\_

Study Passage: \_\_\_\_\_

A A Title \_\_\_\_\_

B Basic Passage \_\_\_\_\_

C Challenge \_\_\_\_\_

Verse of the Challenge: \_\_\_\_\_

Truth of the Challenge: \_\_\_\_\_

\_\_\_\_\_

\_\_\_\_\_

Personal Application of the Challenge: \_\_\_\_\_

\_\_\_\_\_

\_\_\_\_\_

\_\_\_\_\_

D Difficulties:

<i>Verse:</i>	<i>Difficulties</i>
_____	_____
_____	_____
_____	_____
_____	_____
_____	_____

E Essence: (summary) \_\_\_\_\_

\_\_\_\_\_

\_\_\_\_\_

\_\_\_\_\_

\_\_\_\_\_

# ABC Bible Study

Date: \_\_\_\_\_

Study Passage: \_\_\_\_\_

A A Title \_\_\_\_\_

B Basic Passage \_\_\_\_\_

C Challenge \_\_\_\_\_

Verse of the Challenge: \_\_\_\_\_

Truth of the Challenge: \_\_\_\_\_

\_\_\_\_\_

\_\_\_\_\_

Personal Application of the Challenge: \_\_\_\_\_

\_\_\_\_\_

\_\_\_\_\_

\_\_\_\_\_

D Difficulties:

<i>Verse:</i>	<i>Difficulties</i>
_____	_____
_____	_____
_____	_____
_____	_____
_____	_____

E Essence: (summary) \_\_\_\_\_

\_\_\_\_\_

\_\_\_\_\_

\_\_\_\_\_

\_\_\_\_\_



# Passage Analysis

Passage :

## Observations- what does it say?

- Look closely at the verse you are studying. Answer some or all of these questions. **Who** are the people involved? **What** happened? **What** ideas are expressed? **What** resulted? **Where** does this take place? **What** is the setting? **When** did it take place? **What** was the historical period? **Why**? **What** is the purpose? **What** is the stated reason? **How** are things accomplished? **How** well? **How** quickly? By what method? Are there any key words in the passage? **What** images (pictures) are in the passage?

# Interpretation- what does it mean?

- Write out questions about what you don't understand in the passage.
- What do you think this passage meant to the original audience that received it?
- In light of its meaning to its original audience what does it mean to you?

(Consider also these questions: Can you find any relevant information about culture, history or geography that relate to your questions? Are there any words you need to better understand? What is the single primary meaning of this passage?)

# Illustration- how can I pass this on?

- Draw a picture or diagram to illustrate what you have discovered from this passage.

# Application- what does it mean to me?

- The following questions may help you apply this passage to your life.
  1. Is there a SIN for me to avoid?
  2. Is there a PROMISE for me to claim?
  3. Is there an EXAMPLE for me to follow? or not follow?
  4. Is there a COMMAND for me to obey?
  5. What KNOWLEDGE have I gained? Is there any other KNOWLEDGE I should pursue?

- Write out your application in this way:

PRINCIPLE- What does this passage teach me?

PROBLEM- Where does this passage reprove me?

PLAN- What is this passage encouraging me to do to correct this problem in my life?

PROGRESS- How will I make sure that this passage has trained me in right living?



# Verse Analysis

Verse :

## Observations- what does it say?

- Look closely at the verse you are studying. Answer some or all of these questions. **Who** are the people involved? **What** happened? **What** ideas are expressed? **What** resulted? **Where** does this take place? **What** is the setting? **When** did it take place? **What** was the historical period? **Why**? **What** is the purpose? **What** is the stated reason? **How** are things accomplished? **How** well? **How** quickly? By what method? Are there any key words in the passage? **What** images (pictures) are in the passage?

# Interpretation- what does it mean?

- Write out questions about what you don't understand in the passage.
- What do you think this passage meant to the original audience that received it?
- In light of its meaning to its original audience what does it mean to you?

(Consider also these questions: Can you find any relevant information about culture, history or geography that relate to your questions? Are there any words you need to better understand? What is the single primary meaning of this passage?)

## **Correlation-** what do other Scriptures say?

- Are there any cross-references that are related or would help with understanding this passage? What light does the context shed on my understanding of the passage?

## **Illustration-** how can I pass this on?

- Draw a picture or diagram to illustrate what you have discovered from this passage.

# Application- what does it mean to me?

- The following questions may help you apply this passage to your life.
  1. Is there a SIN for me to avoid?
  2. Is there a PROMISE for me to claim?
  3. Is there an EXAMPLE for me to follow? or not follow?
  4. Is there a COMMAND for me to obey?
  5. What KNOWLEDGE have I gained? Is there any other KNOWLEDGE I should pursue?

- Write out your application in this way:

PRINCIPLE- What does this passage teach me?

PROBLEM- Where does this passage reprove me?

PLAN- What is this passage encouraging me to do to correct this problem in my life?

PROGRESS- How will I make sure that this passage has trained me in right living?