

LED Panel

Specifications

Voltage: AC 100-277V

Lighting Angle: 160 degrees

Lifespan: 50,000 hours

Operating Temp: 14° to 95°F, or -10° to 35°C

Warranty: 3 years

Color Temp:

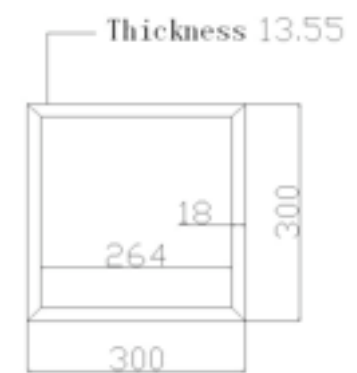

Warm White 3000°-3500°K

Natural White 4000°-4500°K

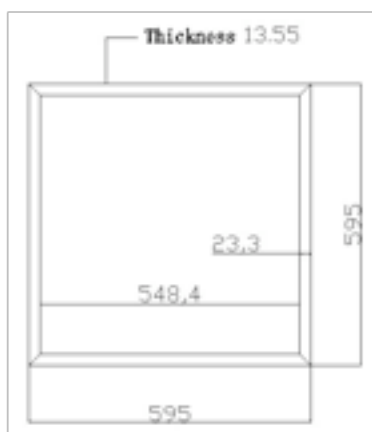

Day White 5800°-6300°K

Cool White 7000°-7500°K

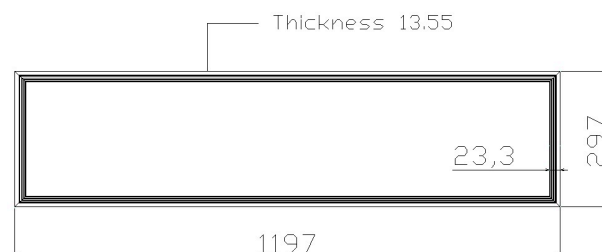

2 Foot



4 Foot



5 Foot



Features

- Aluminum heat sink
- No Ultraviolet (UV) interference
- No Radio Frequency (RF) interference
- Patented heat sink & optical diffuser
- Longer life than incandescent & fluorescents
- Solid State Lighting (SSL)
- Vibration resistant
- Instant Start
- No ballast required
- Mercury free
- Wide voltage
- Constant current
- High shock
- Quiet, no noise
- No flickering

All products are ETL certified and in accordance with CE, UL and FCC testing standards.

GreenCircleLights Inc
70-40 137th Street
Flushing, NY 11367

Main: 917-817-3389
Sales: 917-373-3022



Technical Specifications

LED Panel

| | 2 Foot (60 cm) | 4 Foot (120 cm) | 5 Foot (150cm) |
|-----------------------------|---|---------------------------|---------------------------|
| Catalog No. | GCL-FCLQ30-15W-001 | GCL-FCLQ60-24W-001 | GCL-FCLQ30*120-30W-001 |
| Wattage | 15 | 24 | 30 |
| Replaces | 40 watt fluorescent tube | 100 watt fluorescent tube | 150 watt fluorescent tube |
| Input voltage | AC100-277V | AC100-277V | AC100-277V |
| Light output (Lumens) | 1000LM | 2000LM | 2800LM |
| LED Count | 240LEDS | 408LEDS | 510LEDS |
| Lighting Angle | 160° | | |
| LED Engine Manufacturer | IWATT | | |
| Lens Type | PMMA | | |
| Color Temps Available | Warm White: 3000°- 3500° K / Natural White: 4000°- 4500°K / Daylight White: 5800°- 6300° K / Cool White: 7000°- 7500°K | | |
| Operating Temp | 14° to 95°F or -10° to 35°C | | |
| Base / Fitting Type | 60LUX/3M | 60LUX/3M | 60LUX/3M |
| | | | |
| CRI | 80 (Typical) | | |
| Drive Type | epistar | | |
| Construction | Impact resistant plastic & Integrated heat sink | | |
| Efficiency Rating | 0.93 | | |
| Lifespan- 70% Lumen MTBF | 50,000 Hrs | | |
| Power Factor | 0.9 | | |
| Safety Grade | 60 | | |
| Warranty | 3 Year | | |
| Diameter | 300mm | 595mm | 1197mm |
| Net Weight | 1.42 | 5.8 | 6.8 |
| Shipping Box Weight (kg) | 0.5 | 0.6 | 0.7 |
| Shipping Box Size (cm) | 360x360x45 | 660x660x45 | 360x1260x45 |
| # per Shipping Box | 1 | 1 | 1 |